



*Lakshmi*

**FINANCE & INDUSTRIAL CORPORATION LTD.**

Registered Office : 1-10-60/3, "Suryodaya", 1st Floor, Begumpet, HYDERABAD - 500 016.

Phone: 040-2776 0301, 2776 7794, Fax: 040-2776 7793

E-mail: lakshmi\_lfic@yahoo.com Website: www.lakshmifinance.org

**CIN: L65920AP1923PLC000044**

LFIC/SEC/Reg-31/2016-17

Dt: 06-07-2016.

**The Manager**  
Listing Department  
National Stock Exchange of India Ltd.  
Exchange Plaza, Plot no. C/1, G Block,  
Bandra-Kurla Complex, **Bandra (E)**  
**Mumbai - 400 051.**  
Tel No: (022) 26598235/36

Dear Sir

**Sub: Listing Regulation-31 (1) (b)-Reg.**

\*\*\*

With reference to the above, we enclose herewith a copy of statement of shareholding pattern and Statement of Promoters List for the quarter ended 30<sup>th</sup> JUNE, 2016 under Listing Regulation-31(1) (b) (LODR -SEBI).

This is for your information and record.


Thanking you

Yours faithfully


For LAKSHMI FINANCE & INDUSTRIAL CORPN.LTD

(K.HARISHCHANDRA PRASAD)  
MANAGING DIRECTOR

Encl: as above




Format of holding of specified securities		
1	Name of Listed Entity	LAKSHMI FINANCE & INDUSTRIAL CORPORATION LIMITED
2	Scrip Code/Name of Scrip/Class of Security	
3	Share Holding Pattern Filed under Reg.31(1)(a)/Reg.31(1)(b)/Reg.31(1) (c) a. If under 31(1)(b) then indicate the report for Quarter ending b. If under 31(1)(c) then indicate date of allotment/extinguishment	Regulation 31(1)(b) <b>2016-06-30</b> Not Applicable
4	Declaration: The Listed entity is required to submit the following declaration to the extent of submission of information:	
	<b>Particulars</b>	<b>Yes*</b> <b>No*</b>
	1. Whether the Listed Entity has issued any partly paid up shares?	No
	2. Whether the Listed Entity has issued any Convertible Securities or Warrants?	No
	3. Whether the Listed Entity has any shares against which depository receipts are issued?	No
	4. Whether the Listed Entity has any shares in locked-in?	No
	5. Whether any shares held by promoters are pledge or otherwise encumbered?	No
	* If the Listed Entity selects the option 'No' for the questions above, the columns for the partly paid up shares, Outstanding Convertible Securities/ Warrants, depository receipts, locked-in shares, No of shares pledged or otherwise encumbered by promoters, as applicable, shall not be displayed at the time of dissemination on the Stock Exchange website. Also wherever there is 'No' declared by Listed Entity in above table the values will be considered as 'Zero' by default on submission of the format of holding of specified securities.	
5	The tabular format for disclosure of holding of specified securities is as follows:-	



10

**Table I - Summary Statement holding of specified securities**

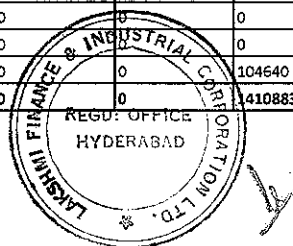
Category	Category of shareholder	Nos. of share holders	No. of fully paid up equity shares held	No. of Partly paid-up equity Shares held	No. of shares underlying Depository Receipts	Total nos. shares held	Shareholding as a % of total no. of shares (calculated as per SCRR 1957)	Number of Voting Rights held in each class				No. of Shares Underlying Outstanding convertible securities (including Warrants)	Shareholding as a % assuming full conversion of convertible securities ( as a percentage of diluted share capital)	Number of Locked in		Number of		Number of equity shares held in dematerialized form
								Class EQUITY	Class Y	Total	Total as a % of (A+B+ C)			No. (a)	As a % of total Shares held (b)	No. (a)	As a % of total Shares held (b)	
(I)	(II)	(III)	(IV)	(V)	(VI)	(VII) = (IV)+(V)+ (VI)	(VIII) As a % of (A+B+C2)	(IX)				(X)	(I)+(X) As a % of (	(XII)		(XIII)		(XIV)
(A)	Promoter & Promoter Group	19	1410883	0	0	1410883	47.03	1410883	0	1410883	47.03	0	47.03	0	0	0	0	1410658
(B)	Public	3783	1589117	0	0	1589117	52.97	1589117	0	1589117	52.97	0	52.97	0	0	0	0	434171
(C)	Non Promoter- Non Public	0	0	0	0	0	0	0	0	0	0	0	0	0	0	0	0	0
(C1)	Shares underlying DRs	0	0	0	0	0	0	0	0	0	0	0	0	0	0	0	0	0
(C2)	Shares held by Employee Trusts	0	0	0	0	0	0	0	0	0	0	0	0	0	0	0	0	0
	<b>Total</b>	<b>3802</b>	<b>3000000</b>	<b>0</b>	<b>0</b>	<b>3000000</b>	<b>100</b>	<b>3000000</b>	<b>0</b>	<b>3000000</b>	<b>100</b>	<b>0</b>	<b>100</b>	<b>0</b>	<b>0</b>	<b>0</b>	<b>0</b>	<b>1844829</b>



✓


**Table II - Statement showing shareholding pattern of the Promoter and Promoter Group**

Category	Category of shareholder	Pan Number	Nos. of share holders	No. of fully paid up equity shares held	Partly paid-up equity Shares held	No. of shares underlying Depository Receipts	Total nos. shares held	Shareholding % calculated as per SCRR, 1957	Number of Voting Rights held in each				No Of Shares Underlying Outstanding Convertible Securities( Including Warrants)	TOTAL Shareholding as a% assuming full conversion of convertible securities as a percentage	Number Of		Number Of		Number Of Equity Shares Held in Dematerialized Form
									Class EQUITY	Class Y	Total	Total as a % of (A+B+ C)			No. (a)	As a % of total Shares held (b)	No. (a)	As a % of total Shares held (b)	
	(I)	(II)	(III)	(IV)	(V)	(VI)	(VII =IV+V+VI)	(VIII)	(IX)				(X)	(I)+(X) as a % of	(XII)	(XIII)	(XIV)		
(1)	Indian				0	0		0	0		0	0	0	0	0	0	0	0	
(a)	Individuals/Hindu Undivided Family		14	611563	0	0	611563	20.39	611563	0	611563	20.39	0	0	0	0	0	611338	
	KANURI PRABHAVATHI	AAKPP5758J		75020	0	0	75020	2.5	75020	0	75020	2.5	0	0	0	0	0	75020	
	K VIDYA DEVI	AAOPK1007B		64362	0	0	64362	2.15	64362	0	64362	2.15	0	0	0	0	0	64362	
	CHALLA RAJENDRA PRASAD	ABXPC8769J		300	0	0	300	0.01	300	0	300	0.01	0	0	0	0	0	300	
	M.RAM MOHAN	ABYM01545M		225	0	0	225	0.01	225	0	225	0.01	0	0	0	0	0	0	
	MOMMANENI RADHA	ABYPM1162A		45000	0	0	45000	1.5	45000	0	45000	1.5	0	0	0	0	0	45000	
	RAM MOHAN MUMMANENI	ABYPM1545M		215	0	0	215	0.01	215	0	215	0.01	0	0	0	0	0	215	
	K.SATYAVATHI	ACRPK5791R		28717	0	0	28717	0.96	28717	0	28717	0.96	0	0	0	0	0	28717	
	KANURI JAGADISH PRASAD	ADXPJ1349P		31966	0	0	31966	1.07	31966	0	31966	1.07	0	0	0	0	0	31966	
	CHALLA SHANTHA	AEJPC8972L		45000	0	0	45000	1.5	45000	0	45000	1.5	0	0	0	0	0	45000	
	K.HARISHCHANDRA PRASAD	AEUPK2471F		149280	0	0	149280	4.98	149280	0	149280	4.98	0	0	0	0	0	149280	
	KANURI ARUN PRASAD	ALYPA0710G		26666	0	0	26666	0.89	26666	0	26666	0.89	0	0	0	0	0	26666	
	K JYOTHI	ANAPK0491Q		37061	0	0	37061	1.24	37061	0	37061	1.24	0	0	0	0	0	37061	
	K KAPIL PRASAD	ANAPK0492P		81085	0	0	81085	2.7	81085	0	81085	2.7	0	0	0	0	0	81085	
	K.L.N.ADITYA	AQBPK1349K		26666	0	0	26666	0.89	26666	0	26666	0.89	0	0	0	0	0	26666	
(b)	Central Government/State		0	0	0	0	0	0	0	0	0	0	0	0	0	0	0	0	
(b)	Financial Institutions/Banks		0	0	0	0	0	0	0	0	0	0	0	0	0	0	0	0	
(d)	Any Other		0	0	0	0	0	0	0	0	0	0	0	0	0	0	0	0	
(e)	Bodies Corporate		3	619680	0	0	619680	20.66	619680	0	619680	20.66	0	0	0	0	0	619680	
	HEALTHY INVESTMENTS LTD	AAACH0984K		217340	0	0	217340	7.24	217340	0	217340	7.24	0	0	0	0	0	217340	
	UNIJOLLY INVESTMENTS COMPANY LTD	AAACU0680M		296060	0	0	296060	9.87	296060	0	296060	9.87	0	0	0	0	0	296060	
	K L N HOLDINGS PRIVATE LIMITED	AACCK0221A		106280	0	0	106280	3.54	106280	0	106280	3.54	0	0	0	0	0	106280	
(f)	Trust		1	75000	0	0	75000	2.5	75000	0	75000	2.5	0	0	0	0	0	75000	
	KLN AND KP TRUST	AACTK1007F		75000	0	0	75000	2.5	75000	0	75000	2.5	0	0	0	0	0	75000	
	<b>Sub-Total(A)(1)</b>		<b>18</b>	<b>1306243</b>	<b>0</b>	<b>0</b>	<b>1306243</b>	<b>43.54</b>	<b>1306243</b>	<b>0</b>	<b>1306243</b>	<b>43.54</b>	<b>0</b>	<b>0</b>	<b>0</b>	<b>0</b>	<b>0</b>	<b>1306018</b>	
(2)	Foreign				0	0		0	0		0	0	0	0	0	0	0	0	
(a)	Individuals(Non-Resident Foreign Individuals)		1	104640	0	0	104640	3.49	104640	0	104640	3.49	0	0	0	0	0	104640	
	K RAMA KRISHNA PRASAD	ACRPK5133B		104640	0	0	104640	3.49	104640	0	104640	3.49	0	0	0	0	0	104640	
(b)	Government		0	0	0	0	0	0	0	0	0	0	0	0	0	0	0	0	
(c)	Institutions		0	0	0	0	0	0	0	0	0	0	0	0	0	0	0	0	
(d)	Foreign Portfolio Investors		0	0	0	0	0	0	0	0	0	0	0	0	0	0	0	0	
(e)	Any Other		0	0	0	0	0	0	0	0	0	0	0	0	0	0	0	0	
	<b>Sub-Total(A)(2)</b>		<b>1</b>	<b>104640</b>	<b>0</b>	<b>0</b>	<b>104640</b>	<b>3.49</b>	<b>104640</b>	<b>0</b>	<b>104640</b>	<b>3.49</b>	<b>0</b>	<b>0</b>	<b>0</b>	<b>0</b>	<b>0</b>	<b>104640</b>	
	<b>Total Shareholding of Promoter and Promoter Group A = (A)(1)+(A)(2)</b>		<b>19</b>	<b>1410883</b>	<b>0</b>	<b>0</b>	<b>1410883</b>	<b>47.03</b>	<b>1410883</b>	<b>0</b>	<b>1410883</b>	<b>47.03</b>	<b>0</b>	<b>0</b>	<b>0</b>	<b>0</b>	<b>0</b>	<b>1410658</b>	



**Table III - Statement showing shareholding pattern of the Public shareholder**

Category	Category of shareholder	Pan Number	Nos. of share holders	No. of fully paid up equity shares held	Partly paid up equity Shares held	No. of shares underlying Depository Receipts	Total nos. shares held	Shareholding % calculated as per SCRR, 1957	Number of Voting Rights held in each class			No Of Shares Underlying Outstanding Convertible Securities(Including Warrants)	TOTAL Shareholding as a% assuming full conversion of convertible securities as a percentage	Number Of Locked		Number Of		Number Of Equity Shares Held in Dematerialized Form
									Class EQUITY	Class Y	Total			Total as a % of (A+B+ C)	No. (a)	As a % of total Shares held (b)	No. (a)	
(I)	(II)	(III)	(IV)	(V)	(VI)	(VII)	(VIII)	(IX)	(X)	(XI)	(XII)	(XIII)	(XIV)					
(1)	Institutions																	
(a)	Mutual Funds/UTI		0	0	0	0	0	0.00	0	0	0	0	0	0	0	0	0	0
(b)	Venture Capital Funds		0	0	0	0	0	0.00	0	0	0	0	0	0	0	0	0	0
(c)	Alternate Investment Funds		0	0	0	0	0	0.00	0	0	0	0	0	0	0	0	0	0
(d)	Foreign Venture Capital Funds		0	0	0	0	0	0.00	0	0	0	0	0	0	0	0	0	0
(e)	Foreign Portfolio Investors - Individual (FPI)		0	0	0	0	0	0.00	0	0	0	0	0	0	0	0	0	0
(f)	Foreign Portfolio Investors - Corporate (FPI)		0	0	0	0	0	0.00	0	0	0	0	0	0	0	0	0	0
(g)	Financial Institutions/Banks		2	4760	0	0	4760	0.16	4760	0	4760	0.16	0	0	0	0	0	0
(h)	Insurance Companies		0	0	0	0	0	0.00	0	0	0	0	0	0	0	0	0	3860
(i)	Provident Funds / Pension Funds		0	0	0	0	0	0.00	0	0	0	0	0	0	0	0	0	0
(j)	Any Other		0	0	0	0	0	0.00	0	0	0	0	0	0	0	0	0	0
(k)	Foreign Institutional Investors		0	0	0	0	0	0.00	0	0	0	0	0	0	0	0	0	0
(l)	Qualified Foreign Investor		0	0	0	0	0	0.00	0	0	0	0	0	0	0	0	0	0
(m)	Qualified Foreign Investor-Corporate		0	0	0	0	0	0.00	0	0	0	0	0	0	0	0	0	0
(n)	Foreign Bodies Corp		0	0	0	0	0	0.00	0	0	0	0	0	0	0	0	0	0
(o)	Foreign Nation		0	0	0	0	0	0.00	0	0	0	0	0	0	0	0	0	0
	<b>Sub-Total(B)(1)</b>		2	4760	0	0	4760	0.16	4760	0	4760	0.16	0	0	0	0	0	3860
(2)	Central Government/State Government(s)		0	0	0	0	0	0.00	0	0	0	0	0	0	0	0	0	0
	<b>Sub-Total(B)(2)</b>		0	0	0	0	0	0.00	0	0	0	0	0	0	0	0	0	0
(3)	Non Institutions																	
(a)	Individual ShareHolders holding nominal share capital upto 2Lakh		3738	1465165	0	0	1465165	48.84	1465165	0	1465165	48.84	0	0	0	0	0	0
(b)	Individual ShareHolders holding nominal share capital in excess of 2Lakh		1	81727	0	0	81727	2.72	81727	0	81727	2.72	0	0	0	0	0	320785
	MAHENDRA GIRDHARILAL	AAAPW1327L		81727	0	0	81727	2.72	81727	0	81727	2.72	0	0	0	0	0	81727
(c)	NBFCs Registered with RBI		0	0	0	0	0	0.00	0	0	0	0	2.72	0	0	0	0	81727
(d)	Employee Trusts		0	0	0	0	0	0.00	0	0	0	0	0	0	0	0	0	0
(e)	Overseas Depositories (Holding DRs) (Balancing Figure)		0	0	0	0	0	0.00	0	0	0	0	0	0	0	0	0	0
(f)	Any Other		0	0	0	0	0	0.00	0	0	0	0	0	0	0	0	0	0
(g)	Bodies Corporate		33	28481	0	0	28481	0.95	28481	0	28481	0.95	0	0	0	0	0	0
(h)	Clearing Member		6	6894	0	0	6894	0.23	6894	0	6894	0.23	0	0	0	0	0	19555
(i)	Trust		1	740	0	0	740	0.02	740	0	740	0.02	0	0	0	0	0	6894
(j)	Non Resident Individuals		2	1350	0	0	1350	0.05	1350	0	1350	0.05	0	0	0	0	0	740
	<b>Sub-Total(B)(3)</b>		3781	1584357	0	0	1584357	52.81	1584357	0	1584357	52.81	0	0	0	0	0	610
	<b>Total Public Shareholding B = (B)(1)+(B)(2)+(B)(3)</b>		3783	1589117	0	0	1589117	52.97	1589117	0	1589117	52.97	0	0	0	0	0	430311



**Table IV - Statement showing shareholding pattern of the Non Promoter- Non Public shareholder**

Category	Category & Name of the Shareholder (I)	Pan Number (II)	Nos. of share holders (III)	No. of fully paid up equity shares held (IV)	Partly paid-up equity Shares held (V)	No. of shares underlying Depository Receipts (VI)	Total nos. shares held (VII = IV+V+VI)	Shareholding % calculate d as per SCRR, 1957 As a % of (A+B+C2) _x00D_ (VIII)	Number of Voting Rights held in each class of securities (IX) No of Voting Rights				No Of Shares Underlying Outstanding Convertible Securities(Includ ing Warrants) (X)	TOTAL Shareholding as a % assuming full conversion of convertible securities (as a percentage of diluted share capital)_x00D_ (XI)	Number Of Locked in Shares (XII)		Number Of Shares Pledged Or Otherwise encumbered (XIII)		Number Of Equity Shares Held in Demateria lized Form (XIV)_x00 D_ (Not Applicabl e)
									Class EQUITY	Class Y	Total	Total as a % of total Voting Rights			No.	As a % of total Shares held	No. (Not applicable)	As a % of total Shares held (Not applicable)_ x00D_	
	(I)	(II)	(III)	(IV)	(V)	(VI)	(VII =IV+V+VI)	(VIII)	(IX)				(X)	% of A+B+C2	(XII)		(XIII)		(XIV)
1.	Custodian/DR Holder																		
(a)	Name of DR Holder (if available)																		
(i)																			
(ii)																			
	Employee Benefit Trust (under SEBI (Share based Employee Benefit) Regulations, 2014)																		
(a)	Names																		
	Total Non-Promoter- Non Public Shareholding (C)= (C)(1)+(C)(2)																		

